

| | |
|--------------|--|
| Project Name | |
| Project # | |
| Model # | |
| Type | |

FVT-U121-PL LED Series

FEATURES & SPECIFICATIONS

Intended Use: The FVT-TPLseries is an excellent choice for powerful and energy efficient lighting. All-in -one stream line body with high density silicon silicon rubber seal, designed for Water, Dust and Corrosion proof performance with excellent heat dissipation and low working temperature.

Installation: These luminaires are ideal for parking garages, stairwells, hallways, mechanical rooms, electrical rooms, and other locations that require vapor tight fixtures. These luminaires are great for new construction and retrofit projects.

Rating: IP65

Warranty: 5 years

Listings: UL, DLC, CE, RoHS,

View Angle: 120°

Lifetime: 50,000 hours

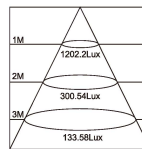
Fixture Body: PVC and PMMA lens.

Dimensions:

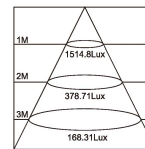
- TR300: 11 13/16" L x 4 7/8" W x 1 11/16" H
- TR640: 25 13/16" L x 4 7/8" W x 1 11/16" H
- TR120: 47 1/4" L x 4 7/8" W x 1 11/16" H
- TR150: 59 1/16" L x 4 7/8" W x 1 11/16" H



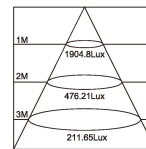
Model: **TR640-30W**



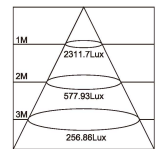
Model: **TR640-40W**



Model: **TR150-50W**



Model: **TR150-60W**



ORDERING INFORMATION

EX: FVT-TR120-040-UNV-50K-WHT-SM-LK-EM

| Series | Wattage (Lumen) | Input Voltage | Temperature | Finish | Option | Mounting | Linkable | Battery |
|-------------------|------------------------|---------------|-----------------|---------|-------------|----------|-------------|-------------|
| 1a. FVT-U121-PL01 | 2a. 010 (10W; 1,300lm) | 3a. 27V | 4a. 30K (3000K) | 5a. WHT | 6a. (blank) | 7a. SM | 8a. (Blank) | 9a. (Blank) |
| 1b. FVT-U121-PL02 | 2b. 020 (20W; 2,600lm) | | 4b. 40K (4000K) | 5b. BLK | 6b. MS | 7b. PD | 8b. LK | 9b. EM |
| 1c. FVT-U121-PL04 | 2c. 030 (30W; 3,900lm) | | 4c. 58K (5800K) | 5c. SLV | 6c. DCD | | | |
| | 2d. 040 (40W; 5,200lm) | | | 5d. GLD | | | | |
| 1d. FVT-U121-PL05 | 2e. 050 (50W; 6,500lm) | | | | | | | |
| | 2f. 060 (60W; 7,800lm) | | | | | | | |

Notes: 1a. 10W option only 1d. 50W & 60W Options 5b. BLK Black 6a. Leave Blank if not required 7a. SM Surface Mount 8b. LK Linked in Serial
 1b. 20W option only 3a. 120-277V Input Voltage 5c. SLV Silver 6b. MS Motion Sensor 7b. PD Pendant Mount 9a. Leave blank if not required
 1c. 30W & 40W options 5a. WH White 5d. GLD Gold 6c. DC 0-10V Dimming 8a. Leave blank if not required 9b. EM 90 Minute EM Battery

If you do not see an option you would like please inquire directly and we will work to accommodate your needs.

All of the products and specifications can change without prior notice

Please note this specification sheet is considered to be business promotional material and not used for product listing identification purposes