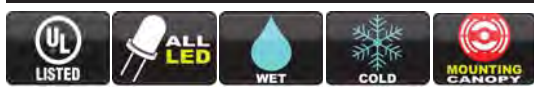


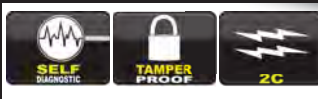
Project Name	
Project #	
Model #	
Type	



STANDARD



OPTIONAL



ILLUMINATION

- Ultra bright, energy efficient, long life Red or Green LED.

ELECTRICAL

- Dual 120/277 voltage.
- Unique bi-color LED indicator light alerts occupant on battery condition (Green-normal, Red-check battery).
- 4.8V long life, maintenance-free, rechargeable NiCd battery.
- Internal solid-state transfer switch automatically connects the internal battery to LED board for minimum 90-minute emergency illumination.
- Fully automatic solid-state, two rate charger initiates battery charging to recharge a discharged battery in 24 hours.

MOUNTING

- Polycarbonate mounting canopy included for top or end mount.
- Universal K/O pattern on back plate for wall mount.

HOUSING

- 5VA flame retardant, UV-stabilized polycarbonate in white, black or gray finish.
- High-impact resistant, UV-stabilized polycarbonate clear lens.
- Corrosion-resistant enclosure with engineering grade silicone gasket.
- Top and side K/O's provided for conduit feed applications.
- EZ snap-out chevron directional indicators.


OPTIONS

- SDT: Self-diagnostic feature performs monthly, biannual, and annual tests to ensure reliable operation and meet electrical and life safety codes.
- 2C: Dual circuit option on the AC-only unit enables it to be connected to two different (one acting as a back-up to the other) supplies at the same time.
- TP: Tamper-proof hardware helps prevent unauthorized access to the unit.
- Custom: Signs available with requested "special" wording.

WARRANTY / LISTING

- Five year warranty on all electronics and housing. Battery pro rated for five years.
- Meets UL924, NFPA 101 Life Safety Code, NEC, OSHA, Local and State Codes.
- UL Listed for wet locations (-20°C – 50°C).

DIMENSIONS



Sample Part Number: **FEX-WLEZXTEU-1-R-W-EM**

ORDERING INFORMATION

Special voltage & SALIDA face plate options available. Check with your Best Lighting Representative.

MODEL	No. of FACES	LETTER COLOR	HOUSING COLOR	BATTERY	OPTIONS	
WLEZXTEU	1 Single Face	R Red	W White (with white faceplate)	Blank AC Only	CW Cold Weather (standard)	SDT Self-diagnostics ¹
	2 Double Face	G Green	B Black (with black faceplate)	EM Battery Backup		TP Tamper-Proof
			G Gray (with white faceplate)			2C Dual circuit ²
						Custom Custom Wording

¹ Available only with EM units.

² Available only with AC units